



# Our Learning

Week 2 commencing 18/9/23



## This week in Year 1

**Topic:** This week some caterpillars arrived in our class and we hope to help them grow into beautiful butterflies to release in the coming weeks

**Maths:** We have been using ten frames to represent objects whilst counting to ten and discussing greater and fewer

## Home Learning

(To be completed and handed to the class teacher on Thursday 28th Sept)

### Reading: daily 10 minutes





Please read your phonic book to your child. In addition to this, please listen to your child read the phonic books from last year via Collins ebooks. (You will still have access to all the phonic readers from Reception). We are currently in the process of setting up your child's new account for Year 1.

### Phonics: daily 5 minutes

Focus sounds ee, igh, oa.

Your child should:

1. Read the focus sounds ee, igh, oa
2. Add sound buttons under the sounds. e.g. s igh
3. Blend the sounds from left to right to read the words.

see	night	goat	boat
teeg 	ighp 	hoat 	roag 

Challenge: Can you write some sentences with these real words in them? There are lines on the back for this.

### Spelling: daily 5 minutes

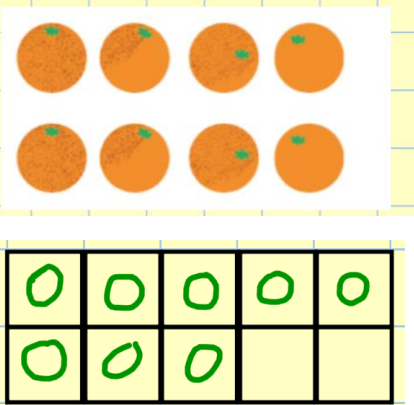
Please practise spelling the tricky words: **was, you,**  
Remember to use precursive handwriting. *Was, you,*

Challenge: Can you write some sentences with these words in them? There are lines on the back for this.

### Maths: daily 5 minutes (in addition to Numbots).

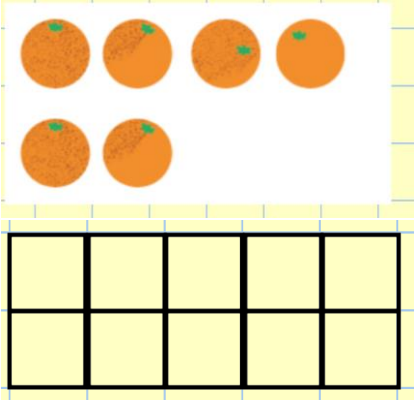
In maths, we have been using ten frames to represent objects whilst counting to ten.

For example:



The first ten frame is a 2x5 grid containing 8 orange illustrations. Below it is another 2x5 grid containing 8 green circles, with the first two rows filled and the last three cells of the second row empty.

Now try this:



The first ten frame is a 2x5 grid containing 6 orange illustrations. Below it is an empty 2x5 grid.

